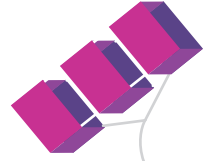
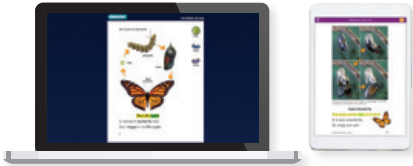


10 Raz-Plus Features You Should Be Using



To provide a comprehensive blended learning approach to literacy, you should be using...



Entry Point Level	Grade Equivalent	Lexile Range
aa	K	BR70L-10L
D	1	160L-310L
H	1.5	430L-530L
K	2	510L-620L
N	2.5	530L-610L
Q	3	660L-930L
S	3.5	790L-940L
U	4	820L-1030L
X	5	890L-1080L

1. Books in Multiple Formats

Developmentally appropriate content in printable, projectable, online, and mobile formats, complete with ancillary lesson plans and support materials for instruction and practice.

Located under the Resources tab > [Leveled Texts](#)

2. Reading Placement Tool

Save time with the Reading Placement Tool, which delivers a series of adaptive reading activities that identifies an appropriate starting point.

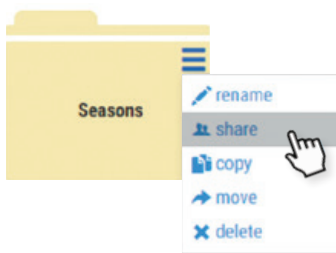
Located under Manage Students > Add Students > under the Raz-Plus column, select [Placement Tool](#)



3. Interactive eBook Tools

Digital annotation and journaling tools that support close reading, critical thinking, and focusing on the essential understandings of each eBook.

Available with every online and mobile eBook



4. Shared File Cabinet

Collaboration tools that make it easy to organize, save, and share all your favorite resources with teachers on your product license.


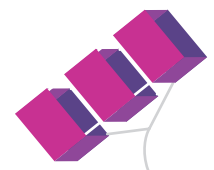
Located in the File Cabinet > Shared Files



5. Two Student Portal Designs

Two different designs for the student-facing environment that provide flexibility and meet the changing needs of students as they grow.

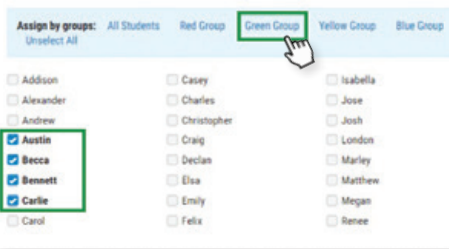
Located under Manage Students > Roster > General tab > Student Portal column



6. Student Incentives and Rewards

Customizable Avatar Builder and badges that reward students for achieving milestones and motivate them to complete more activities.

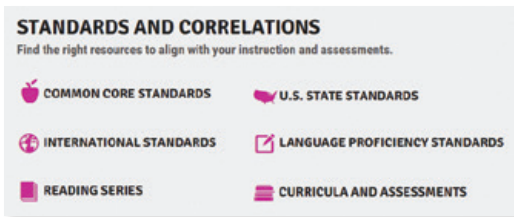
Located under Instructional Support (scroll to bottom of homepage) > Student Connections > [Incentives & Awards](#)



7. Groups in Your Roster

Ability to create student groups based on skill level, interest, or project, to make it easier to assign resources and monitor student progress.

Located under Manage Students > Roster > General tab



8. Standards and Correlations

Easy-to-use tools to help teachers quickly find the right resources to align with instruction and assessments.

Available from the Raz-Plus home page or Instructional Support (scroll to bottom of homepage)



9. Reports

Detailed individual student and class-wide reports that help teachers monitor online activity and growth.

Located under Manage Students > Reports



10. Reading Room Customization

Flexibility to customize the content students have access to in the Reading Room, including specific world languages.

Located under Manage Students > Roster > Raz-Plus tab > Reading Room column